

The suffix -ed may have one more sound. It can say əd.
Write the -əd sound like this: _____



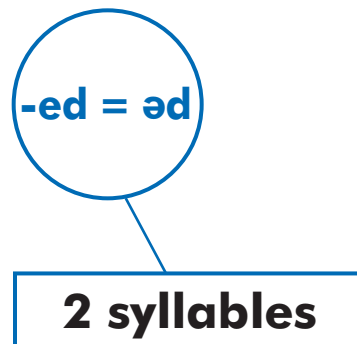
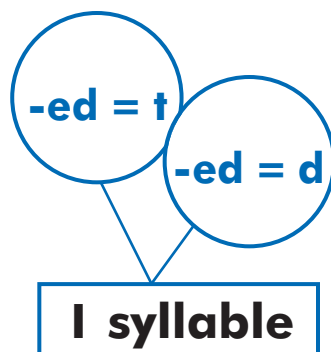
1. Write the 3 sounds -ed may have.



2. Circle the sound of -ed.

needed **t d əd** seated **t d əd** wheeled **t d əd**
matted **t d əd** showed **t d əd** packed **t d əd**

We can count syllables. Sometimes -ed will add a syllable to a word. Sometimes -ed will not add a syllable to a word.





3. Match the words to the number of syllables.

matted	1	whipped	1	sailed	1
played	2	fished	2	seated	2



4. Read the words 3 times.




I can read _____ words in 1/2 minute.

ticked	spilled	weeded	dreamed	missed	blocked
chained	baited	loaded	filled	gained	mocked
floated	croaked	locked	rained	braided	puffed



Contractions are two words made into one little word. Some letters are left out when we write contractions.



5. Match the words to the contractions.

he will	you'll	who is	who's
you will	he'll	I will	I'll



6. Underline the first letter in each word.

Write the words in alphabetical order.

isn't

glad

fish

hot

--	--	--	--

Lesson 3



columns - Write the words in two *columns*.

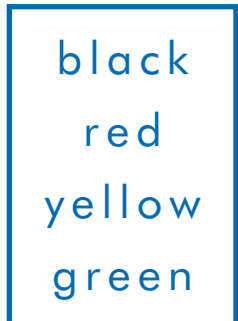
We can number papers in two *columns*. First we put numbers on the left side. Then, put numbers in the middle of the page to make one more column.

1.	5.
2.	6.
3.	7.
4.	8.

- **7. Write Numbers 1-4 in two columns.**
Write the contractions in Number 5
on the lines.



- 8. Read the words in the box.**
Circle the vowel sets.
Underline the consonant blends.



ch and tch

Many words have the *ch* sound. It is good to know how to spell the *ch* sound.



peach



hatch



1. Circle *ch* and *tch*.

teach hatch beach lunch match
 bench catch branch reach switch



2. Match the contractions and words.

she'll can not
 can't they will
 they'll she will

who's you will
 I'm I am
 you'll who is

you'll
 they'll
 she'll

Lesson 4



3. Read the words 3 times.

I can read _____ words in 1/2 minute.

match teach bench hitch bunch spotted
itch beach lunch quench crunch wished
catch peach branch chin locked prayed



4. Circle the sounds of -ed.

ət əd t at et d



5. Match the words to the number of syllables.

checked

1

seated

1

wished

1

needed

2

planned

2

spotted

2



6. Underline the first letter.

Write the words in alphabetical order.

kid

match

lunch





7. Write the emergency number.

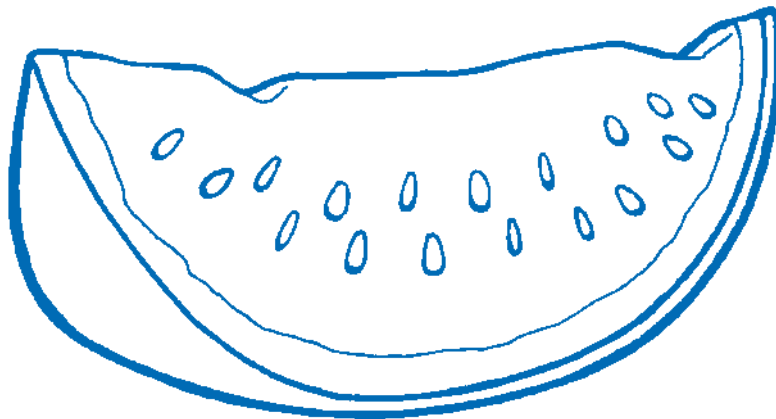
_____	_____	_____
-----	-----	-----
_____	_____	_____



-  **8. Number your paper 1-4.**
Make 2 columns.

Write Neatly

-  **9. Write the words your teacher says on the lines in Number 8.**
-  **10. Color the picture red, black, and green.**



-  **11. Write yellow.**
Put a period.

The ball is